



National Health Targets Performance Summary

Quarter 3 2013/2014 (January-March 2014)

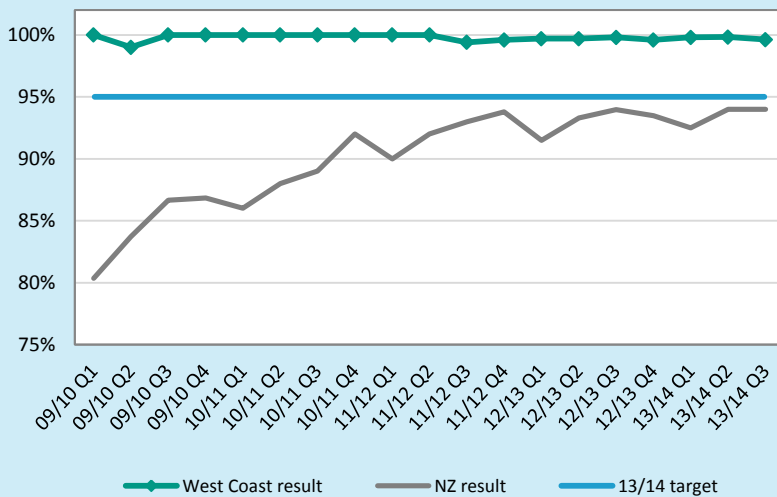
Target Overview

Target	Q4 12/13	Q1 13/14	Q2 13/14	Q3 13/14	Target	Status	Pg
Shorter Stays in ED Patients admitted, discharged or transferred from an ED within 6 hours	99.6%	99.8%	99.8%	99.6%	95%	✓	2
Improved Access to Elective Surgery West Coast's volume of elective surgery	1,686	434 YTD	795 YTD	1,182 YTD	1,176	✓	2
Shorter Waits for Cancer Treatment People needing cancer radiation therapy or chemotherapy having it within four weeks	100%	100%	100%	100%	100%	✓	3
Increased Immunisation Eight-month-olds fully immunised	93%	85%	84%	89%	90%	✗	5
Better Help for Smokers to Quit Hospitalised smokers receiving help and advice to quit	95%	93%	86.2%	92.5%	95%	✗	3
Better Help for Smokers to Quit Smokers attending primary care receive help and advice to quit	55%	58%	59.9%	55.4%	90%	✗	4
More Heart and Diabetes Checks Eligible enrolled adult population having had a CV risk assessment in the last 5 years	58%	64%	66.4%	69.6%	90%	✗	6

Shorter Stays in Emergency Departments

Target: 95% of patients are to be admitted, discharged or transferred from an ED within 6 hours

Figure 1: Percentage of patients who were admitted, discharged or transferred from ED within six hours

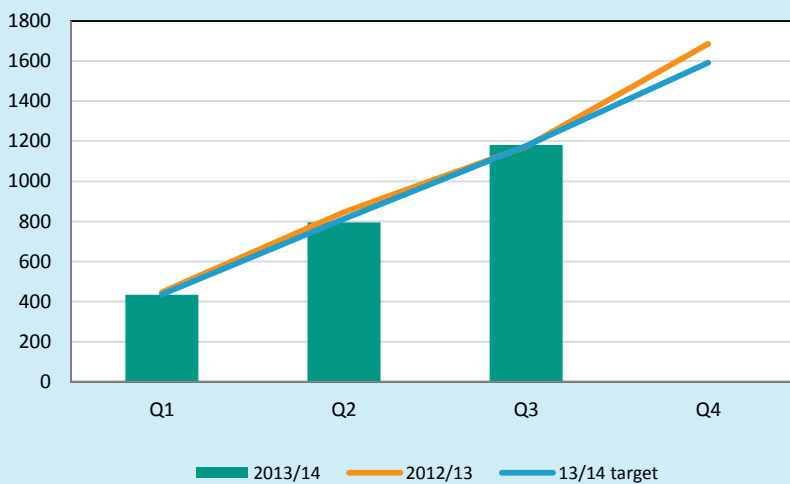


The West Coast continues to achieve impressive results against the ED health target, with **99.6%** of patients admitted, discharged or transferred from ED within 6 hours during Quarter 3.

Improved Access to Elective Surgery

Target: 1,592 elective surgeries in 2013/14

Figure 2: Elective surgical discharges delivered by the West Coast DHB¹



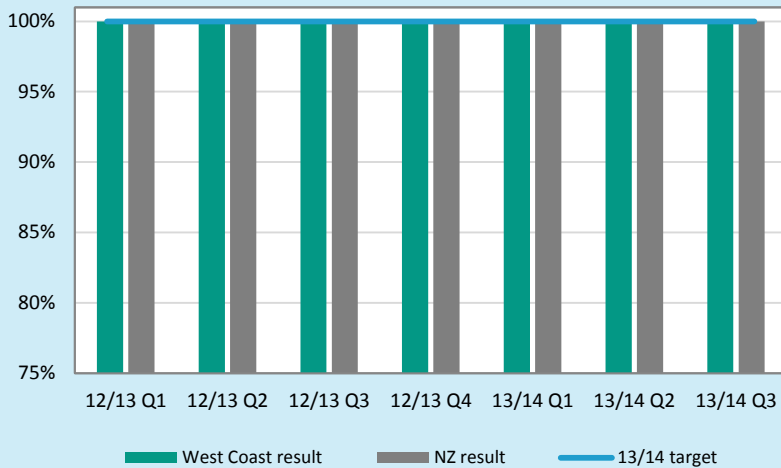
1,182 elective surgical cases were delivered to Coasters in Quarter 3 2013/14, representing **100.5%** of our year-to-date target delivery. We are pleased to have made up for the small shortfall of last quarter as expected.

¹ Excludes cardiology and dental procedures. Progress is graphed cumulatively.

Shorter Waits for Cancer Treatment

Target: 100% of people needing radiation or chemotherapy receive it within four weeks

Figure 3: Percentage of West Coasters needing radiation or chemotherapy treatment who received it within four weeks²

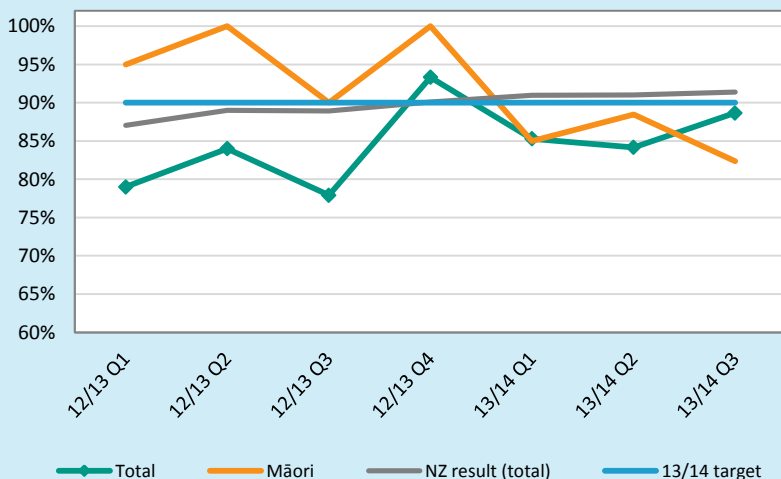


In Quarter 3 2013/14, **100%** of patients met the 4 week target for both radiation therapy and chemotherapy.

Increased Immunisation

Target: 90% of eight-month-olds are fully immunised

Figure 4: Percentage of West Coaster eight-month-olds who were fully immunised



Although we have not met the 8-month-old immunisation target this quarter, we have achieved our strongest result yet with **89%** of all 8 month olds fully immunised— just one percent (two children) off target. This represents NZ European (95%), Maori (82%) and 100% of Pacific and Asian children.

Opt-off¹ (4%) and declines (3.1%) continue to be a challenge for the West Coast, however these were at their lowest combined total of 7.1%. This is a significant 4.8% decrease on last quarter which is reflected in our achievement against the target.

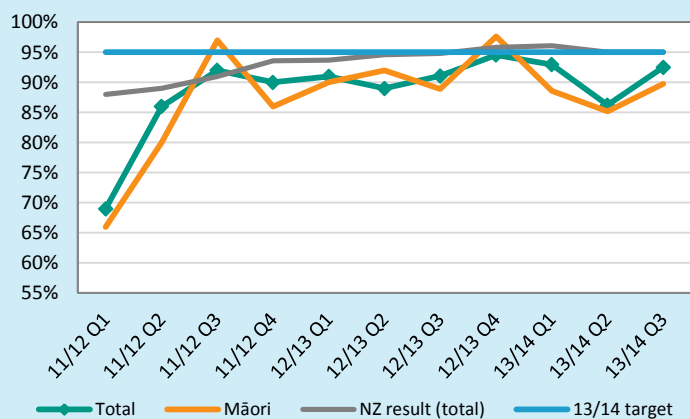
In total only four children (3%) were overdue on the West Coast. Of these, three were vaccinated after milestone age and only one remains overdue. This child moved to the West Coast during the quarter.

² This measure does not include instances in which a patient chooses to wait for treatment or there are clinical reasons for delay.

Better Help for Smokers to Quit: *Secondary*

Target: 95% of smokers attending primary care receive advice to quit

Figure 5: Percentage of smokers in West Coast DHB hospitals who were offered advice and help to quit smoking



In Quarter 3, West Coast DHB staff provided **92.5%** of hospitalised smokers with smoking cessation advice and support – 19 patients shy of meeting the targeted 95% and a 6.3% increase from Quarter 2.

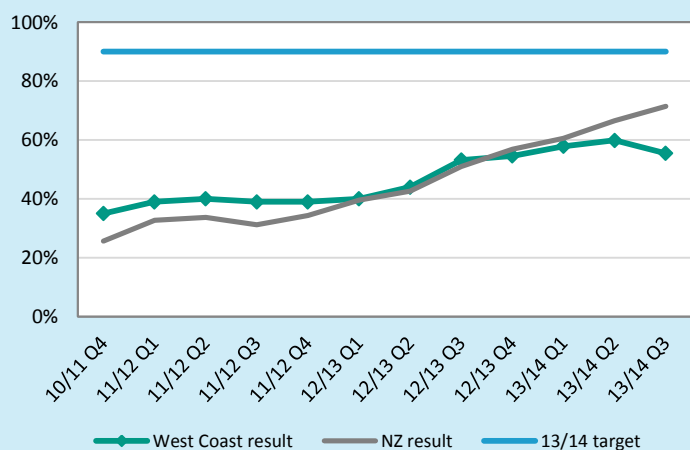
The newly-developed ‘My Care Plan’ document has increased staff awareness and a new Smokefree champion role has been developed for the Mental Health Inpatient Unit.

The systems and processes are in place for the target to be achieved by June 2014; however challenges do exist including the level of staff attendance at ABC Smokefree training and small numbers—with a single missed ABC contributing to more than 1% of the target. Meetings with senior hospital management are ongoing until progress against the target is again achieved and sustained.

Better Help for Smokers to Quit: *Primary*

Target: 90% of smokers attending primary care receive advice to quit

Figure 6: Percentage of smokers expected to attend primary care who were offered advice and help to quit smoking³



West Coast general practices have reported giving 2,524 smokers cessation advice in the 12 months ending March 2014, representing **55.4%** of smokers expected to attend general practice during the period. A disappointing and surprising 4.4% decrease (169 patients) against Quarter 2.

Analysis has identified that some of this drop is due to a large hump of recorded statuses expiring beyond the target’s 12 month timeframe from this time last year. The larger number recorded 12 months ago is due in part to the install of Health Stat at that time, which prompted a big push to record smoking status and brief advice⁴ given. This resulted in a 9.2% spike increase in B’s that quarter which were not matched this quarter.

While previously reported actions continue, plans looking forward to the 14/15 year include the trial of IT tools such as the Appointment Scanner and Dashboard. These tools cannot be implemented until necessary upgrades have been made to local Medtech systems (planned for August 2014).

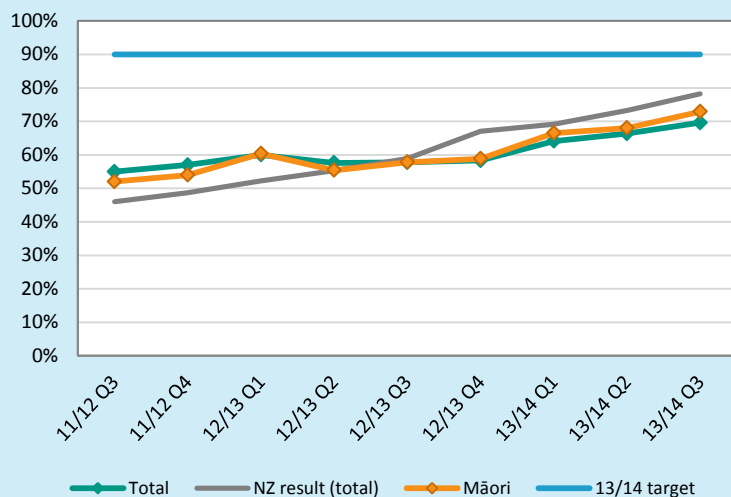
³ Data for this measure is supplied by the Ministry on a quarterly basis from the PHO Performance Programme (PPP).

⁴ The ABC Strategy for Smoking Cessation involves Asking if a patient smokes, offering Brief advice to quit and referring them to Cessation support.

More Heart and Diabetes Checks

Target: 90% of the eligible enrolled population have had a CVD risk assessment in the last five years

Figure 7: Percentage of the eligible enrolled West Coast population having had a CVD risk assessment in the last 5 years⁵



Data for the five years to 31st March 2014 shows that West Coast general practices have continued to increase coverage, with **69.6%** of the eligible enrolled West Coast population having had a cardiovascular risk assessment (CVDRA) – up from 66.4% in Quarter 2.

A lot of positive work was undertaken this Quarter to improve performance, and while the results demonstrate an increase of 3.6% on the previous quarter's result, we have not met the target.

We continue to work on increasing the rates during the year to meet the 90% target by 1st July 2014. This includes; integration of Kaupapa Maori nurses; implementing specific nurse led CVRA clinics at practices and our PHO having dedicated resource to commence capturing CVRAs in absentia and increased coding of patients with a >20% risk of CVD.

To meet the 90% target we are focussed on implementing the Primary Care Health Target Action Plan to support a more integrated approach to both primary care health targets, with progress monitored by the Healthy West Coast Alliance Workstream.

Actions in the coming quarter to address performance and reach the target include:

- Continuing to work with Poutini Waiora and their Kaupapa Maori nurses to assist with high need engagement for screening;
- Continuing specific and additional nurse led CVRA clinics at practices;
- Screening for CVD patients for CVRA;
- Providing extra nursing resources for CVRAs; and
- Developing further the Quality Improvement Champion roles through a joint DHB and PHO Primary Care workshop; and
- Following delays in install, the text-to-remind system is anticipated to be in use during Quarter 4.

⁵ Data for this measure is supplied by the Ministry on a quarterly basis from the PHO Performance Programme (PPP).