



National Health Targets Performance Summary

Quarter 4 2013/2014 (April-June 2014)

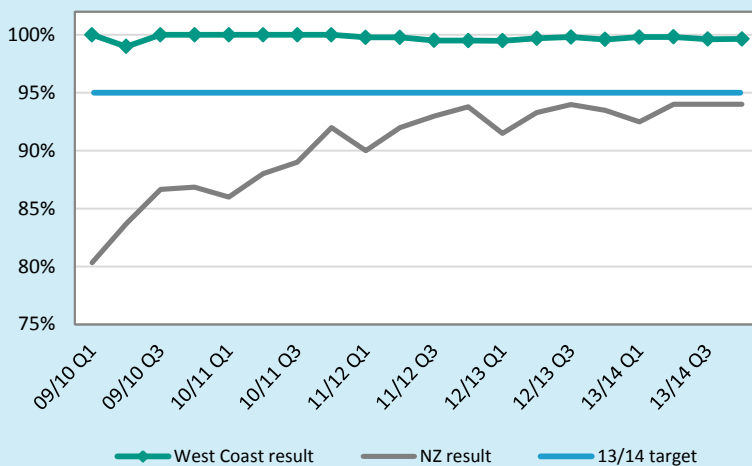
Target Overview

| Target | Q1 13/14 | Q2 13/14 | Q3 13/14 | Q4 13/14 | Target | Status | Pg |
|--|-------------|-------------|--------------|-------------|--------|--------|----|
| Shorter Stays in ED Patients admitted, discharged or transferred from an ED within 6 hours | 99.8% | 99.8% | 99.6% | 99.6% | 95% | ✓ | 2 |
| Improved Access to Elective Surgery West Coast's volume of elective surgery | 434 YTD | 795 YTD | 1,182 YTD | 1,695 | 1,592 | ✓ | 2 |
| Shorter Waits for Cancer Treatment People needing cancer radiation therapy or chemotherapy having it within four weeks | 100% | 100% | 100% | 100% | 100% | ✓ | 3 |
| Increased Immunisation Eight-month-olds fully immunised | 85% | 84% | 89% | 81% | 90% | ✗ | 3 |
| Better Help for Smokers to Quit Hospitalised smokers receiving help and advice to quit | 93% | 86.2% | 92.5% | 94.6% | 95% | ✓ | 4 |
| Better Help for Smokers to Quit Smokers attending primary care receive help and advice to quit | 58% | 59.9% | 55.4% | 61.9% | 90% | ✗ | 4 |
| More Heart and Diabetes Checks Eligible enrolled adult population having had a CV risk assessment in the last 5 years | 64% | 66.4% | 69.6% | 76.6% | 90% | ✗ | 5 |

Shorter Stays in Emergency Departments

Target: 95% of patients are to be admitted, discharged or transferred from an ED within 6 hours

Figure 1: Percentage of patients who were admitted, discharged or transferred from ED within six hours

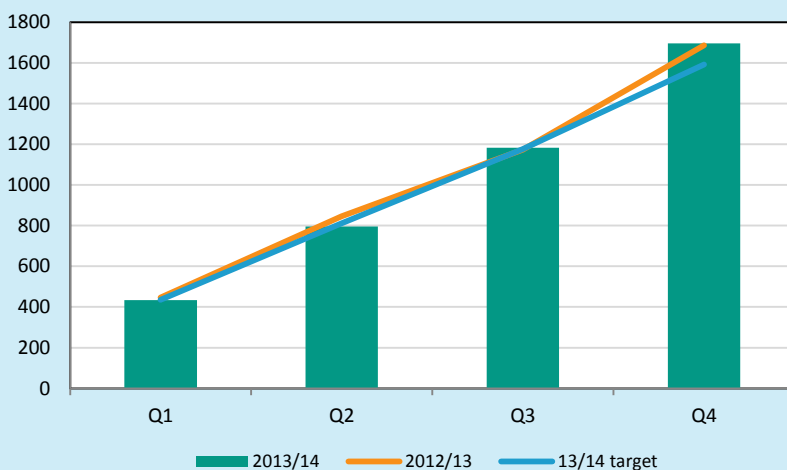


The West Coast continues to achieve impressive results against the ED health target, with **99.6%** of patients admitted, discharged or transferred from ED within 6 hours during Quarter 4.

Improved Access to Elective Surgery

Target: 1,592 elective surgeries in 2013/14

Figure 2: Elective surgical discharges delivered by the West Coast DHB¹



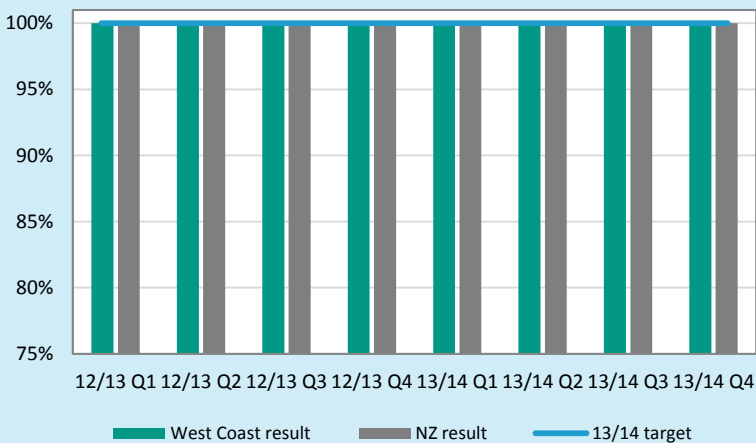
1,695 elective surgical cases were delivered to Coasters during 2013/14, representing **106.5%** of our year-end target delivery. We are pleased to have exceeded our target by 103 discharges.

¹ Excludes cardiology and dental procedures. Progress is graphed cumulatively.

Shorter Waits for Cancer Treatment

Target: 100% of people needing radiation or chemotherapy receive it within four weeks

Figure 3: Percentage of West Coasters needing radiation or chemotherapy treatment who received it within four weeks²

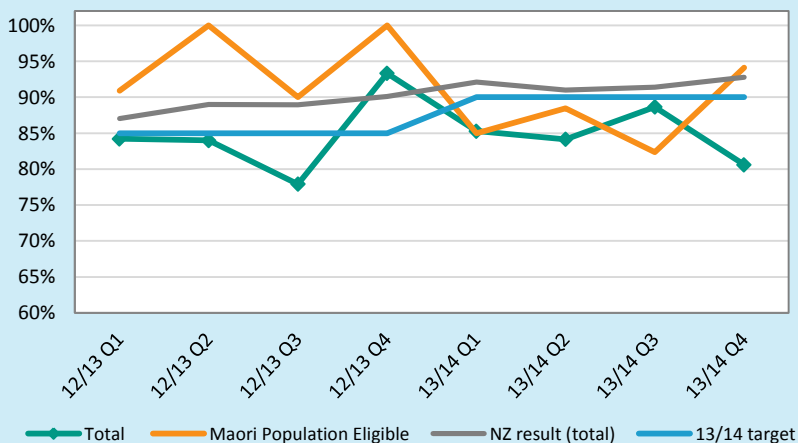


In Quarter 4 2013/14, **100%** of patients met the 4 week target for both radiation therapy and chemotherapy.

Increased Immunisation

Target: 90% of eight-month-olds are fully immunised

Figure 4: Percentage of West Coast eight-month-olds who were fully immunised



Although we have not met the 8-month-old immunisation target this quarter, we have vaccinated 99% of consenting children. **81%** of all 8 month olds were fully immunised during the quarter, with only one child missing the milestone age. This child is now fully vaccinated.

Strong results were achieved for Pacific and Asian at 100% and NZ European and Maori performance both at 94%.

Opt-off³ (15.3%) and declines (3.1%) made the target impossible to reach this quarter with a combined total of 18.4%. We continue to focus vaccinating 100% of reachable children.

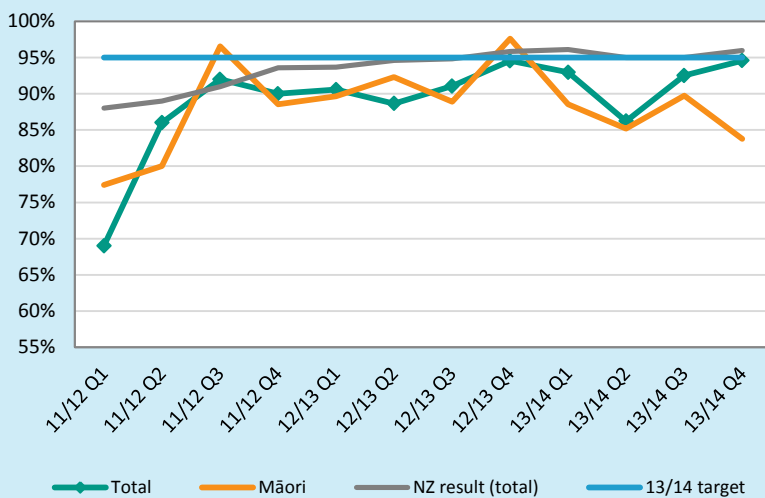
² This measure does not include instances in which a patient chooses to wait for treatment or there are clinical reasons for delay.

³ Children's parents can decide (typically at the child's birth) to opt their child off the NIR. These children continue to be counted in the cohort for the DHB of birth, but there is no way to determine or record if they have later been vaccinated, declined or moved out of the DHB area.

Better Help for Smokers to Quit: *Secondary*

Target: 95% of smokers attending secondary care receive advice to quit

Figure 5: Percentage of smokers in West Coast DHB hospitals who were offered advice and help to quit smoking



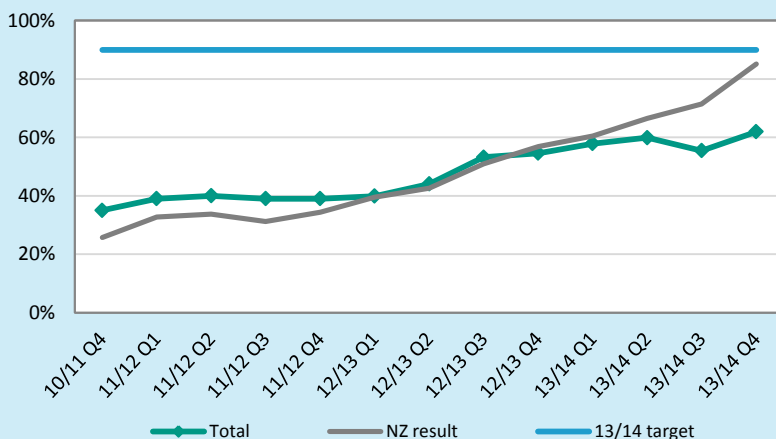
In Quarter 4, West Coast DHB staff provided **94.6%** of hospitalised smokers with smoking cessation advice and support – just meeting the 95% target.

While it is pleasing to meet the target following varied results during the year, work continues to increase consistency of performance during 2014/15.

Better Help for Smokers to Quit: *Primary*

Target: 90% of smokers attending primary care receive advice to quit

Figure 5: Percentage of smokers expected to attend primary care who were offered advice and help to quit smoking⁴



West Coast general practices have reported giving **2,875** smokers cessation advice in the 12 months ending June 2014, representing 61.9% of smokers expected to attend general practice during the period. While this is a pleasing 6.5% increase on last quarter, we are still 28% off target and ranked last out of all DHBs in performance against this target.

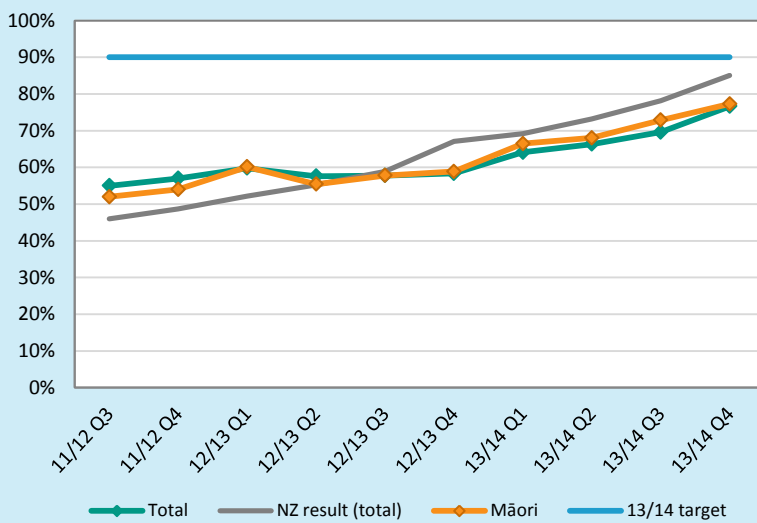
While previously reported actions continue, plans looking forward to the 14/15 year include the trial of IT tools such as the Appointment Scanner and Dashboard. These tools cannot be implemented until necessary upgrades have been made to local Medtech systems (planned for August 2014).

⁴ Data for this measure is supplied by the Ministry on a quarterly basis from the PHO Performance Programme (PPP).

More Heart & Diabetes Checks

Target: 90% of the eligible enrolled population have had a CVD risk assessment in the last five years

Figure 7: Percentage of the eligible enrolled West Coast population having had a CVD risk assessment in the last 5 years⁵



Data for the five years to 30th June 2014 shows that West Coast general practices have continued to increase coverage, with **76.6%** of the eligible enrolled West Coast population having had a cardiovascular risk assessment (CVDRA)—a 7% increase.

While it is pleasing to have increased in performance throughout the year, we still have not met the target and rank 19th out of the 20 DHBs in performance against this target.

Continuing work includes; integration of Kaupapa Maori nurses; implementing specific nurse led CVDRA clinics at practices and our PHO having dedicated resource to commence capturing CVDRA in absentia and increased coding of patients with a >20% risk of CVD.

Progress on implementing the Primary Care Health Target Action Plan to support a more integrated approach to both primary care health targets continues, with progress monitored by the Healthy West Coast Alliance Workstream.

Following install delays, TXT2Remind was activated in Buller as a first step in implementation. Reefton practice has commenced the patient consent process as part of the next phase of its roll-out.

⁵ Data for this measure is supplied by the Ministry on a quarterly basis from the PHO Performance Programme (PPP).