



National Health Targets Performance Summary

Quarter 1 2014/15 (July-September 2014)

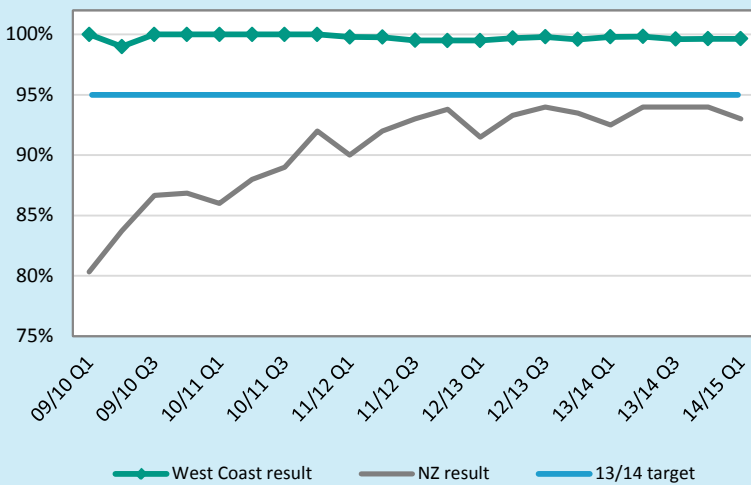
Target Overview

Target	Q2 13/14	Q3 13/14	Q4 13/14	Q1 14/15	Target	Status	Pg
Shorter Stays in ED Patients admitted, discharged or transferred from an ED within 6 hours	99.8%	99.6%	99.6%	99.6%	95%	✓	2
Improved Access to Elective Surgery West Coast's volume of elective surgery	795 YTD	1,182 YTD	1,695	425	1,592	✗	2
Shorter Waits for Cancer Treatment People needing cancer radiation therapy or chemotherapy having it within four weeks	100%	100%	100%	100%	100%	✓	3
Increased Immunisation Eight-month-olds fully immunised	84%	89%	81%	77%	95%	✗	3
Better Help for Smokers to Quit Hospitalised smokers receiving help and advice to quit	86.2%	92.5%	94.6%	93.3%	95%	✗	4
Better Help for Smokers to Quit Smokers attending primary care receive help and advice to quit	59.9%	55.4%	61.9%	71.3%	90%	✗	4
More Heart and Diabetes Checks Eligible enrolled adult population having had a CVD risk assessment in the last 5 years	66.4%	69.6%	76.6%	78.9%	90%	✗	5

Shorter Stays in Emergency Departments

Target: 95% of patients are to be admitted, discharged or transferred from an ED within 6 hours

Figure 1: Percentage of patients who were admitted, discharged or transferred from ED within six hours

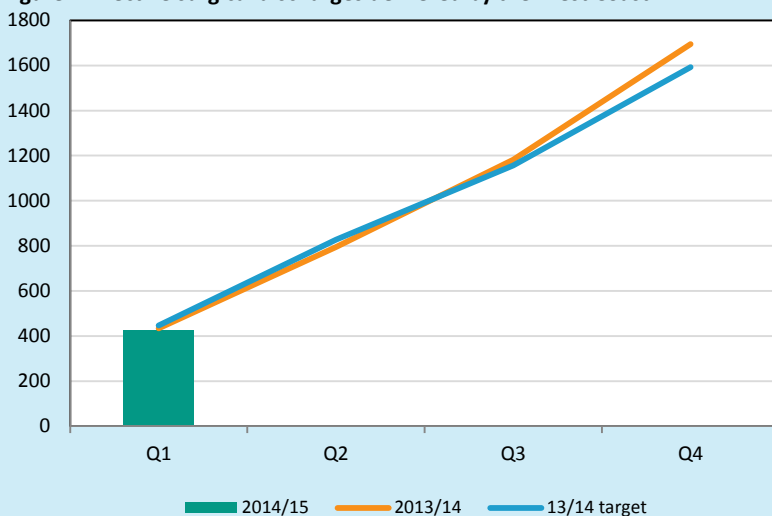


The West Coast continues to achieve impressive results against the ED health target, with **99.6%** of patients admitted, discharged or transferred from ED within 6 hours during Quarter 1.

Improved Access to Elective Surgery

Target: 1,592 elective surgeries in 2014/15

Figure 2: Elective surgical discharges delivered by the West Coast DHB¹



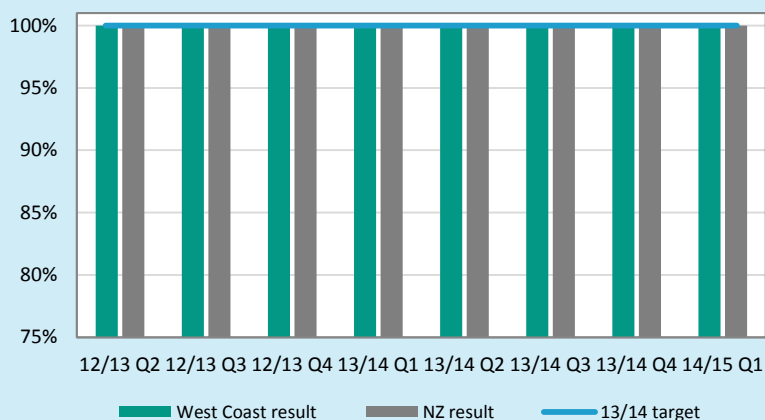
425 elective surgical cases were delivered to Coasters during 2014/15, representing **95.3%** of our year-to-date target delivery. At 21 cases off target, we do not see any problems in meeting our target by year end.

¹ Excludes cardiology and dental procedures. Progress is graphed cumulatively.

Shorter Waits for Cancer Treatment

Target: 100% of people needing radiation or chemotherapy receive it within four weeks

Figure 3: Percentage of West Coasters needing radiation or chemotherapy treatment who received it within four weeks²

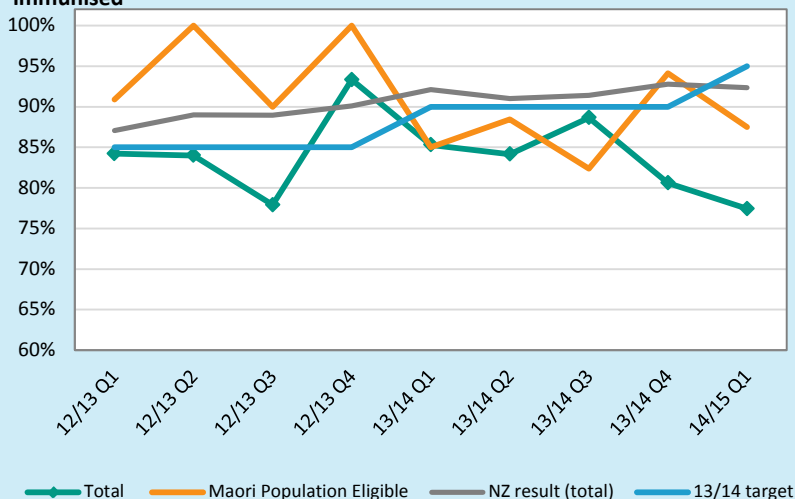


In Quarter 1 2014/15, **100%** of patients met the 4 week target for both radiation therapy and chemotherapy. This target is being replaced by the Faster Cancer Treatment target from Quarter 2 onwards.

Increased Immunisation

Target: 95% of eight-month-olds are fully immunised

Figure 4: Percentage of West Coast eight-month-olds who were fully immunised



The immunisation health target has increased from 90% by June 2014 to 95% by December 2014. Although we have not met the 8-month-old immunisation target, **77%** of all 8-month-olds were fully immunised during the quarter, with only two children missing the milestone age.

Strong results were achieved for Pacific and Asian at 100% with NZ European at 90%, however Maori performance dropped to 88%.

Opt-off³ (14%) and declines (6.5%) made the target impossible to reach this quarter with a combined total of 20.5%. We continue to focus vaccinating 100% of reachable children, this quarter vaccinating 97% of children.

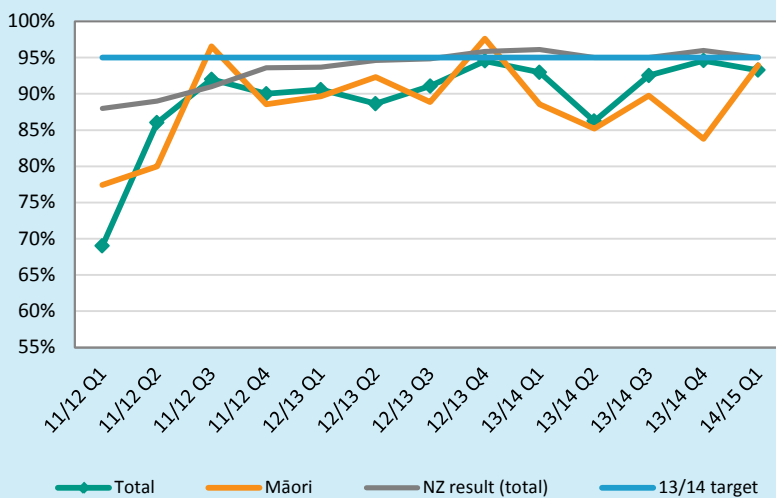
² This measure does not include instances in which a patient chooses to wait for treatment or there are clinical reasons for delay.

³ Children's parents can decide (typically at the child's birth) to opt their child off the NIR. These children continue to be counted in the cohort for the DHB of birth, but there is no way to determine or record if they have later been vaccinated, declined or moved out of the DHB area.

Better Help for Smokers to Quit: *Secondary*

Target: 95% of smokers attending secondary care receive advice to quit

Figure 5: Percentage of smokers in West Coast DHB hospitals who were offered advice and help to quit smoking



In Quarter 1, West Coast DHB staff provided **93.3%** of hospitalised smokers with smoking cessation advice and support—a reduction on last quarter and not meeting the 95% target.

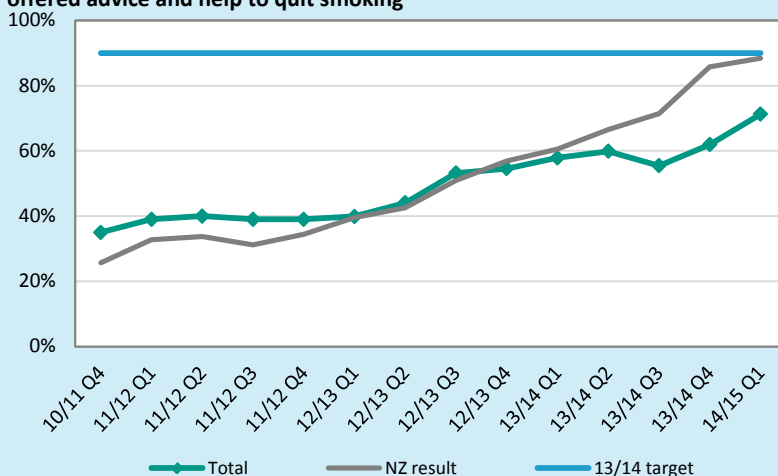
Best practice initiatives previously reported continue, however the effects of small numbers remain challenging. The target was missed by only 4 smokers, with 19 smokers missed in total.

Misses in areas such as Critical Care and ED where patients were critically unwell and unresponsive prior to discharge (transfer to Christchurch) have an impact on results. The West Coast DHB is committed to achieving the Secondary ABC Health Target of 95%.

Better Help for Smokers to Quit: *Primary*

Target: 90% of smokers attending primary care receive advice to quit

Figure 6: Percentage of smokers expected to attend primary care who were offered advice and help to quit smoking⁴



West Coast general practices have reported giving **3,393** smokers cessation advice in the 12 months ending June 2014, representing 71.3% of smokers expected to attend general practice during the period. Although we are yet to meet the target, performance has increased 9.4% this quarter—an encouraging result.

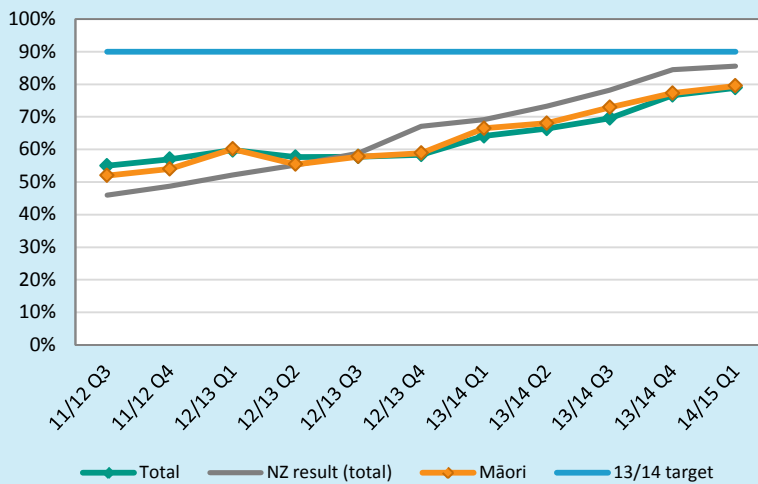
We continue to follow best practice initiatives and have planned a trial of the Patient Dashboard IT tool. Implementation is planned for November 2014.

⁴ Data for this measure is supplied by the Ministry on a quarterly basis from the PHO Performance Programme (PPP).

More Heart & Diabetes Checks

Target: 90% of the eligible enrolled population have had a CVD risk assessment in the last five years

Figure 7: Percentage of the eligible enrolled West Coast population having had a CVD risk assessment in the last 5 years⁵



Data for the five years to 30th June 2014 shows that West Coast general practices have continued to increase coverage, with **78.9%** of the eligible enrolled West Coast population having had a cardiovascular risk assessment (CVDRA)—a 2.3% increase on the last quarter.

While it is pleasing to continue our steady increase in performance, we still have not met the target and remain ranked 19th out of the 20 DHBs in performance against this target.

A range of approaches to increase performance continue including; having identified CVDRA champions within general practices; nurse led CVDRA clinics at practices, evening clinics and protected appointment time allocations for checks; all three Poutini Waiora nurses collaborating with general practices; conducting checks at local events; and the Text2Remind service is now available to all West Coast DHB MedTech Practices.

⁵ Data for this measure is supplied by the Ministry on a quarterly basis from the PHO Performance Programme (PPP).