

National Health Targets Performance Summary

Quarter 4 2014/15 (April-June 2015)

Target Overview

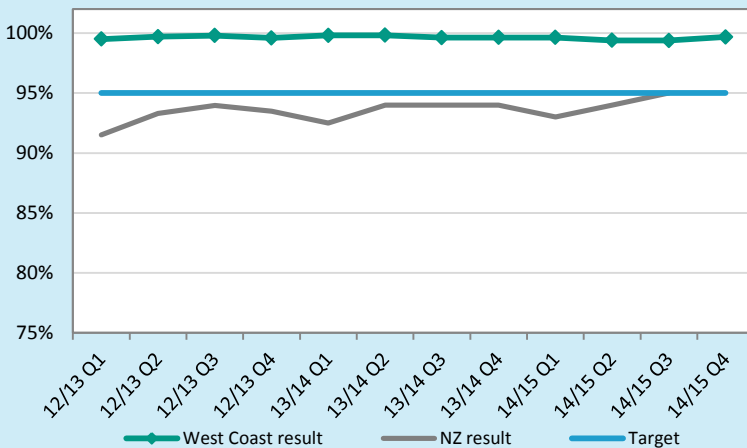
Target	Q1 14/15	Q2 14/15	Q3 14/15	Q4 14/15	Target	Status	Pg
Shorter Stays in ED Patients admitted, discharged or transferred from an ED within 6 hours	99.6%	99.4%	99.4%	99.7%	95%	✓	2
Improved Access to Elective Surgery West Coast's volume of elective surgery	425 YTD	878 YTD	1,288 YTD	1721	1,592	✓	2
Faster Cancer Treatment Patients receive their first cancer treatment (or other management) within 62 days of being referred with a high suspicion of cancer	New	72.7%	62.5%	50%	85%	✗	3
Increased Immunisation Eight-month-olds fully immunised	77.4%	82.2%	89.0%	85.3%	95%	✗	3
Better Help for Smokers to Quit ¹ Hospitalised smokers receiving help and advice to quit	93.3%	94.7%	97.6%	97.8%	95%	✓	4
Better Help for Smokers to Quit Smokers attending primary care receive help and advice to quit	71.3%	78.3%	94%	90.2%	90%	✓	4
More Heart and Diabetes Checks Eligible enrolled adult population having had a CVD risk assessment in the last 5 years	78.9%	82.6%	90.3%	91.1%	90%	✓	5

¹Results may vary slightly from those reported due to coding processes

Shorter Stays in Emergency Departments

Target: 95% of patients are to be admitted, discharged or transferred from an ED within 6 hours

Figure 1: Percentage of patients who were admitted, discharged or transferred from ED within six hours

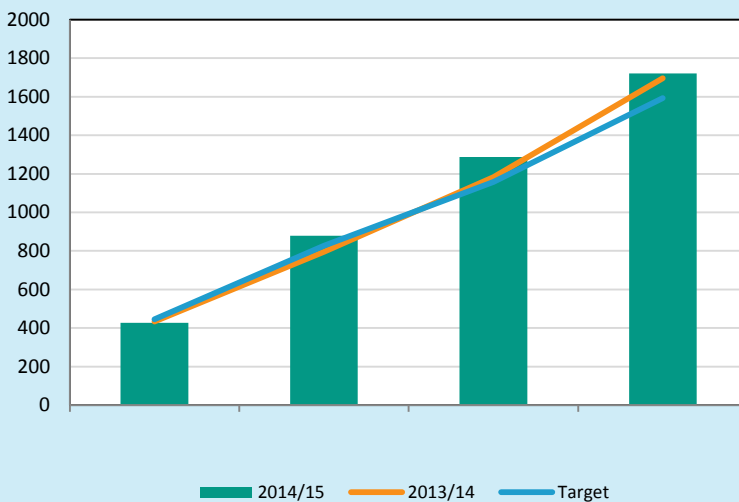


The West Coast continues to achieve the ED health target, with **99.7%** of patients admitted, discharged or transferred from ED within 6 hours during Quarter three.

Improved Access to Elective Surgery

Target: 1,592 elective surgeries in 2014/15

Figure 2: Elective surgical discharges delivered by the West Coast DHB²



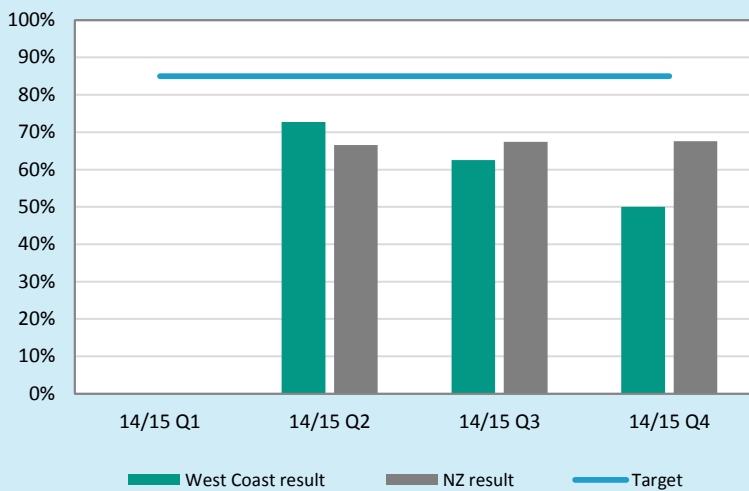
1,721 elective surgical cases were delivered to Coasters during the 2014/15 year, representing **108.1%** of our year-to-date target delivery. We are pleased to continue meeting target.

² Excludes cardiology and dental procedures. Progress is graphed cumulatively.

Faster Cancer Treatment

Target: Patients receive their first cancer treatment (or other management) within 62 days of being referred with a high suspicion of cancer

Figure 3: Percentage of West Coasters with a high suspicion of cancer receiving their first treatment or other management within 62 days³



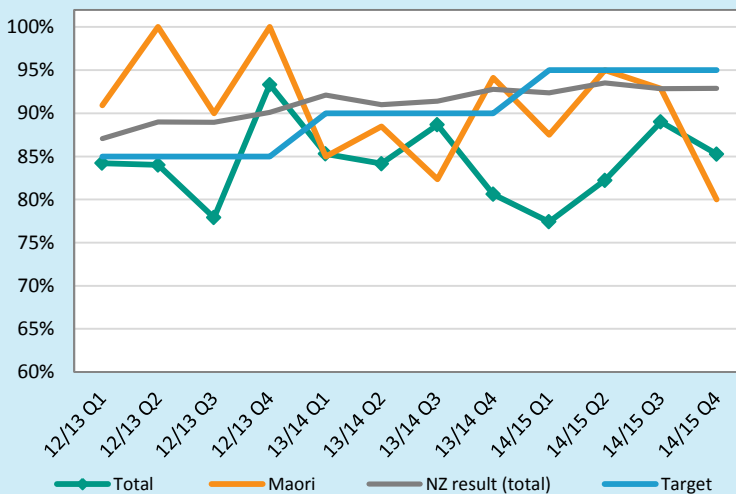
In the third quarter of the new health target, **50%** of patients received their first cancer treatment (or other management) within 62 days of being referred with a high suspicion of cancer. Small numbers are a challenge, missing target by eight patients. Work is ongoing to improve the capture and quality of the Faster Cancer Treatment data which will affect performance over the next few quarters.

West Coast continues to achieve against the former health target, shorter waits for cancer treatment, with 100% of patients ready for radiation or chemotherapy receiving treatment within four weeks.

Increased Immunisation

Target: 95% of eight-month-olds are fully immunised

Figure 4: Percentage of West Coast eight-month-olds who were fully immunised



Although we have not met the target, 85% of all 8-month-olds were fully immunised during Quarter 4 with strong results for Asian (100%) and New Zealand European (95%). Our Maori rate dropped to 80% with four children missed.

Opt-off and declines increased this quarter with a combined total of 16.6%— a 6.6% increase on the previous quarter which is reflected in reduced results.

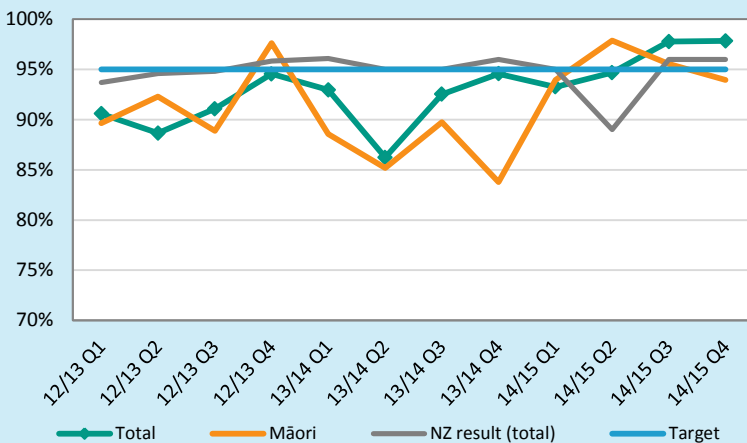
Despite this, 98% of the eligible (consenting) population were immunised with only two children overdue at milestone age.

³ This measure does not include instances in which a patient chooses to wait for treatment or there are clinical reasons for delay.

Better Help for Smokers to Quit: *Secondary*

Target: 95% of smokers attending secondary care receive advice to quit

Figure 5: Percentage of smokers in West Coast DHB hospitals who were offered advice and help to quit smoking



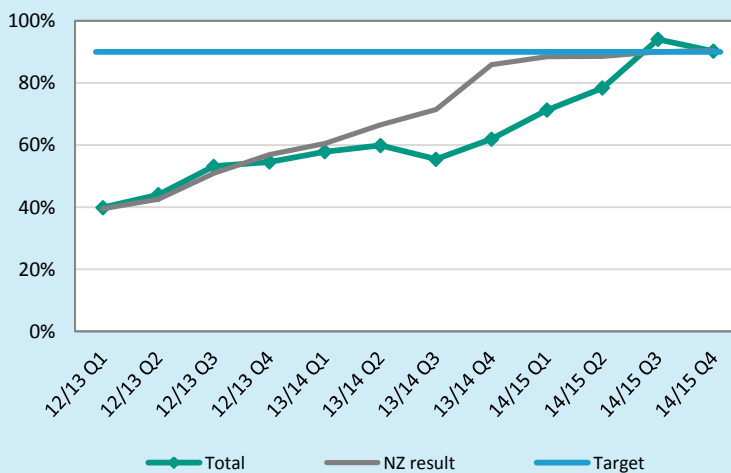
In Quarter 4, West Coast DHB staff provided **97.8%**⁴ of hospitalised smokers with smoking cessation advice and support—exceeding the 95% target with our best result yet.

Best practice initiatives previously reported continue, with the effects of small numbers remaining challenging.

Better Help for Smokers to Quit: *Primary*

Target: 90% of smokers attending primary care receive advice to quit

Figure 6: Percentage of smokers expected to attend primary care who were offered advice and help to quit smoking



West Coast general practices have reported giving **4,449** smokers cessation advice in the 12 months ending March 2015, representing **90.2%** of smokers expected to attend general practice during the period.

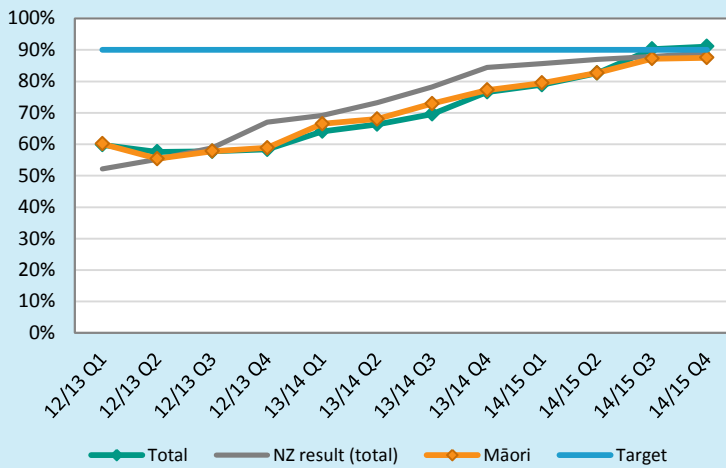
We are very pleased to have met target again, and expect to improve performance in the following quarter.

⁴ Results may vary slightly from those reported here due to coding processes

More Heart & Diabetes Checks

Target: 90% of the eligible enrolled population have had a CVD risk assessment in the last five years

Figure 7: Percentage of the eligible enrolled West Coast population having had a CVD risk assessment in the last 5 years



West Coast general practices have continued to increase coverage, with **91.1%** of the eligible enrolled West Coast population having had a cardiovascular risk assessment (CVDRA) in the last 5 years—a further increase in performance and meeting target for the second time.

A range of approaches to increase performance continue, including identified CVDRA champions within general practices; nurse led CVDRA clinics in practices, evening clinics and protected appointment time allocations for checks. All three Poutini Waiora nurses collaborated with general practices and conducted checks at local events. Text2Remind and Patient Dashboard IT tools are available in all West Coast DHB MedTech Practices.