

National Health Targets Performance Summary

Quarter 1 2015/16 (July-September 2015)

Target Overview

Target	Q2 14/15	Q3 14/15	Q4 14/15	Q1 15/16	Target	Status	Pg
Shorter Stays in ED Patients admitted, discharged or transferred from an ED within 6 hours	99.4%	99.4%	99.7%	99.7%	95%	✓	2
Improved Access to Elective Surgery West Coast's volume of elective surgery	878 YTD	1,288 YTD	1721	480 ¹	517 YTD	✗	2
Faster Cancer Treatment Patients receive their first cancer treatment (or other management) within 62 days of being referred with a high suspicion of cancer	72.7%	62.5%	50%	50%	85%	✗	3
Increased Immunisation Eight-month-olds fully immunised	82.2%	89.0%	85.3%	88.4%	95%	✗	3
Better Help for Smokers to Quit ² Hospitalised smokers receiving help and advice to quit	94.7%	97.6%	97.8%	91.1%	95%	✗	4
Better Help for Smokers to Quit Smokers offered help to quit smoking by a primary care health care practitioner in the last 15 months	78.3%	94%	90.2%	84.5%	90%	✗	4
More Heart and Diabetes Checks Eligible enrolled adult population having had a CVD risk assessment in the last 5 years	82.6%	90.3%	91.1%	91%	90%	✓	5

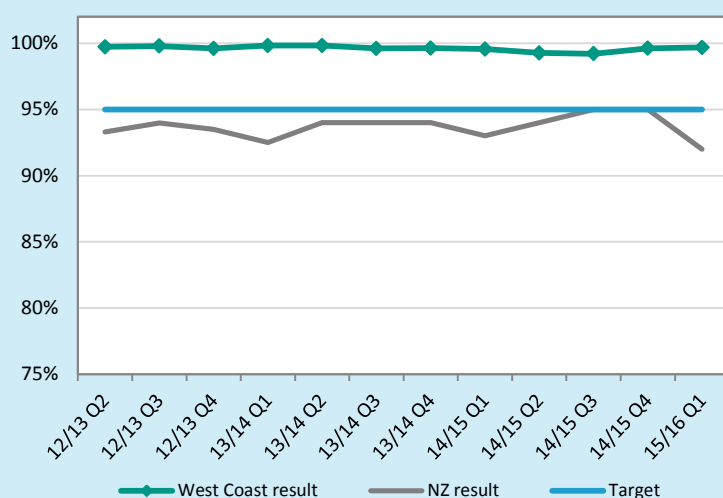
¹ Coding delays have meant this result is preliminary. More recent results show 487 discharges were complete as at the end of September 2014, reflecting 94.2% of target.

² Results may vary slightly from those reported due to coding processes. Reflects result as at time of reporting to MoH.

Shorter Stays in Emergency Departments

Target: 95% of patients are to be admitted, discharged or transferred from an ED within 6 hours

Figure 1: Percentage of patients who were admitted, discharged or transferred from ED within six hours

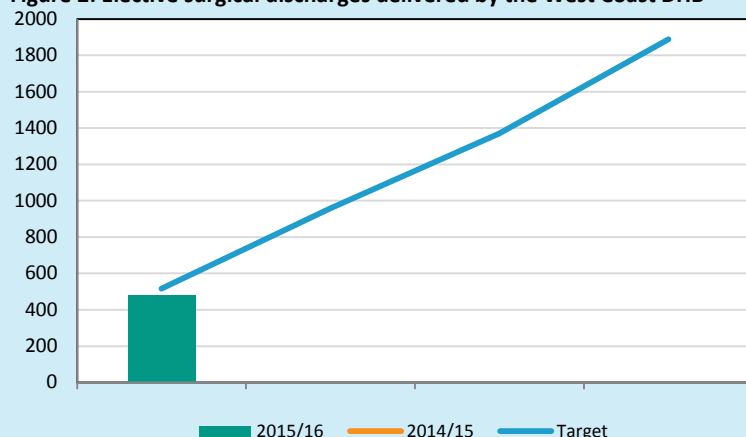


The West Coast continues to achieve the ED health target, with **99.7%** of patients admitted, discharged or transferred from ED within 6 hours during Quarter one.

Improved Access to Elective Surgery

Target: 1,889 elective surgeries in 2015/16

Figure 2: Elective surgical discharges delivered by the West Coast DHB³



480 elective surgical cases were delivered to Coasters in the year to date September 2015, representing **92.8%** of our year-to-date target delivery.⁴

At 37 discharges short, it is not anticipated that we will have any difficulties meeting our overall electives health target volumes by year-end.

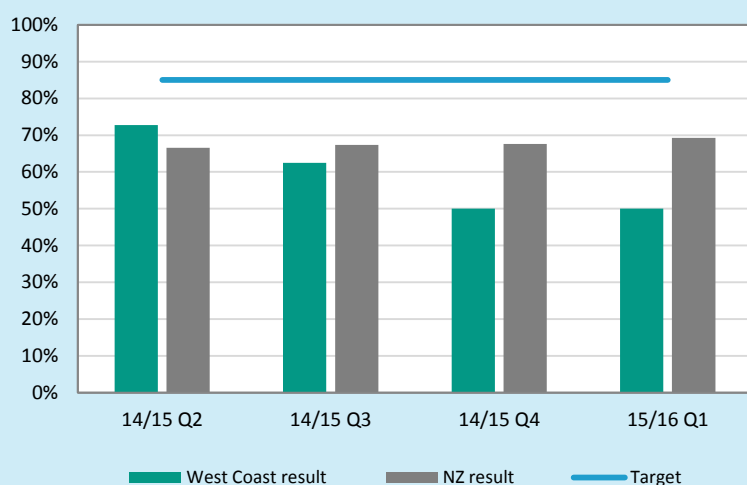
³ Excludes cardiology and dental procedures. Progress is graphed cumulatively.

⁴ Coding delays have meant this result is preliminary. More recent results show 487 discharges were complete as at the end of September 2014, reflecting 94.2% of target.

Faster Cancer Treatment

Target: Patients receive their first cancer treatment (or other management) within 62 days of being referred with a high suspicion of cancer

Figure 3: Percentage of West Coasters with a high suspicion of cancer receiving their first treatment or other management within 62 days⁵



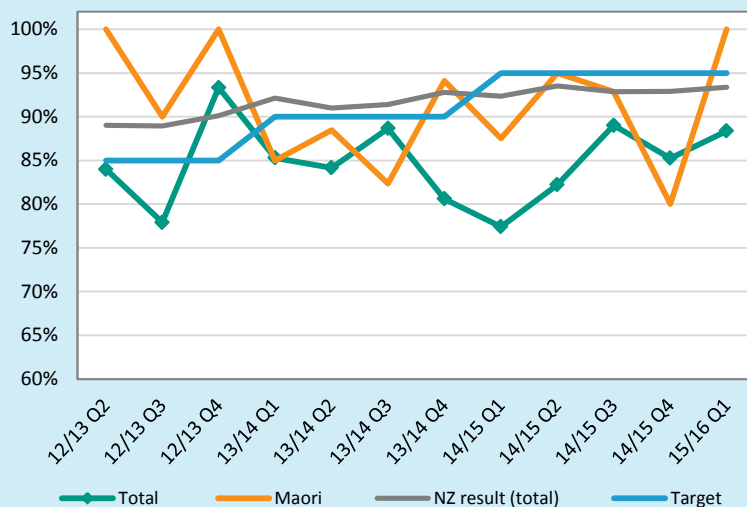
Performance against the health target has remained the same this quarter with **50%** of patients receiving their first cancer treatment (or other management) within 62 days of being referred with a high suspicion of cancer. Small numbers are a challenge with the 50% result reflecting just four patients. All four were complex patients, exceeding the timeframe due to patient choice or clinical considerations. Audits into patient pathways have commenced.

West Coast continues to achieve against the former health target, shorter waits for cancer treatment, with 100% of patients ready for radiation or chemotherapy receiving treatment within four weeks.

Increased Immunisation

Target: 95% of eight-month-olds are fully immunised

Figure 4: Percentage of West Coast eight-month-olds who were fully immunised



Although we have not met the target, 88.4% of all 8-month-olds were fully immunised during Quarter 1. Strong results were achieved for Maori, Pacific, Asian (100%) and New Zealand European (96%).

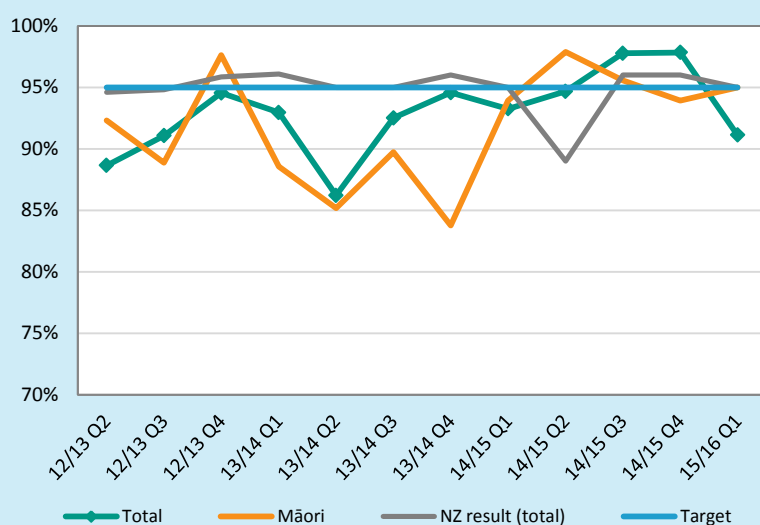
Opt-off & declines decreased this quarter at a combined total of 10.5%—which is reflected in our improved results. With just one child missed due being on holiday, 99% of the reachable (consenting) population were immunised this quarter.

⁵ This measure does not include instances in which a patient chooses to wait for treatment or there are clinical reasons for delay.

Better Help for Smokers to Quit: *Secondary*

Target: 95% of smokers attending secondary care receive advice to quit

Figure 5: Percentage of smokers in West Coast DHB hospitals who were offered advice and help to quit smoking



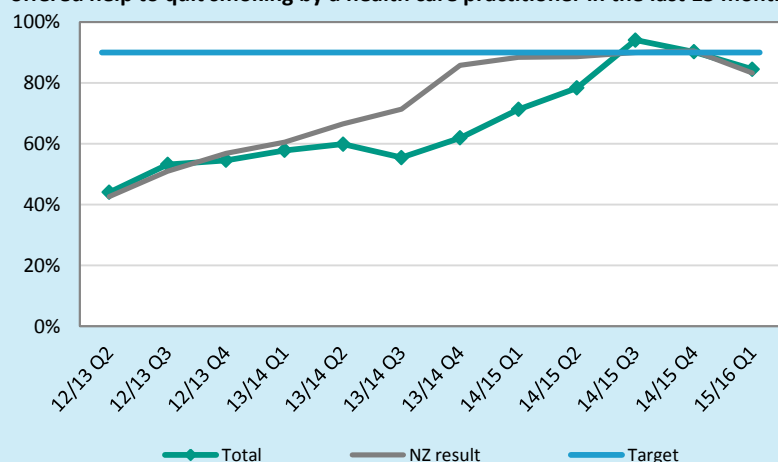
In Quarter 1, West Coast DHB staff provided **91.1%**⁶ of hospitalised smokers with smoking cessation advice and support—missing target. This is disappointing in light of our stable performance in the previous two quarters as well as the first two months of Quarter 1.

Best practice initiatives continue, however the effects of small numbers remain challenging—missing target by just eleven smokers. The Smokefree Services Coordinator investigates each missed smoker.

Better Help for Smokers to Quit: *Primary*

Target: 90% of smokers attending primary care receive advice to quit

Figure 6: Percentage of PHO enrolled population who smoke that have been offered help to quit smoking by a health care practitioner in the last 15 months



West Coast health practitioners have reported giving **4,744** smokers cessation advice in the 15 months ending September 2015. This represents **84.5%** of smokers enrolled with the PHO, against our 90% target.

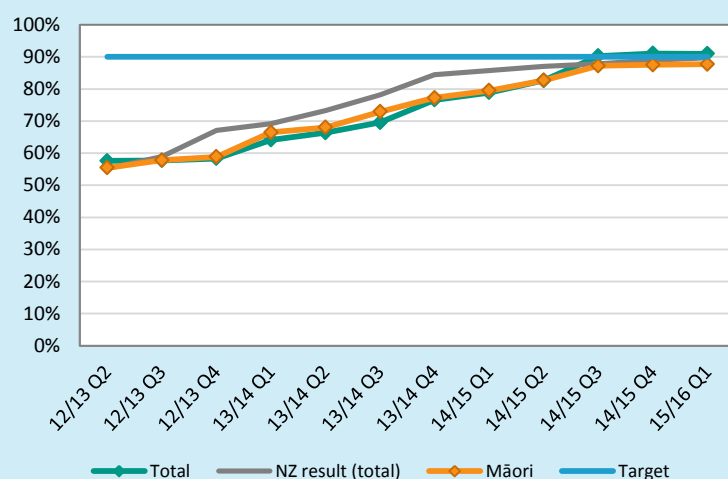
After meeting target in Quarter 4, results have decreased below target this quarter. This was expected following a national definition change. The target's focus is now not only on smokers expected to present to general practice, but the West Coast population as a whole. The timeframe of this measure has also changed from 12 months to 15 months—further widening its scope.

⁶ Results may vary slightly from those reported due to coding processes. Reflects result as at time of reporting to MoH.

More Heart & Diabetes Checks

Target: 90% of the eligible enrolled population have had a CVD risk assessment in the last five years

Figure 7: Percentage of the eligible enrolled West Coast population having had a CVD risk assessment in the last 5 years



West Coast general practices have maintained coverage this quarter, with **91%** of the eligible enrolled West Coast population having had a cardiovascular risk assessment (CVDRA) in the last 5 years. We are pleased to continue to meet the target.

A range of approaches to increase performance continue, including identified CVDRA champions within general practices; nurse led CVDRA clinics in practices, evening clinics and protected appointment time allocations for checks. All three Poutini Waiora nurses collaborate with general practices and conduct checks at local events. Text2Remind and Patient Dashboard IT tools are available in all West Coast DHB MedTech Practices.