

National Health Targets Performance Summary

Quarter 3 2015/16 (January-March 2016)

Target Overview

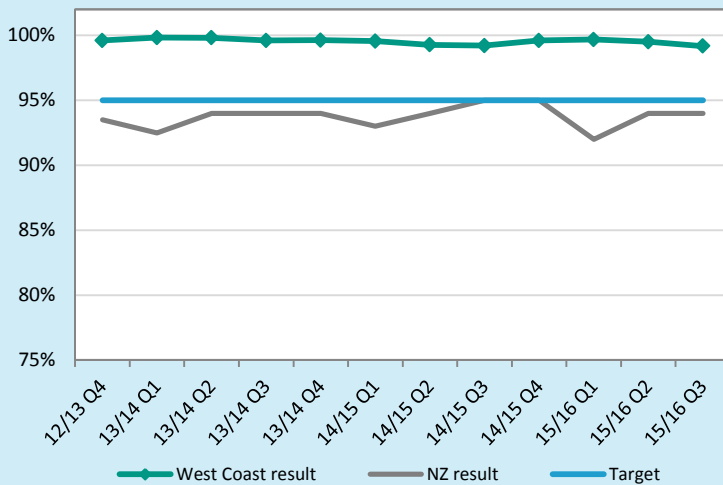
Target	Q4 14/15	Q1 15/16	Q2 15/16	Q3 15/16	Target	Status	Pg
Shorter Stays in ED Patients admitted, discharged or transferred from an ED within 6 hours	99.7%	99.7%	99.5%	99.2%	95%	✓	2
Improved Access to Elective Surgery West Coast's volume of elective surgery ¹	1721	480	978	1442	1,371 YTD	✓	2
Faster Cancer Treatment Patients receive their first cancer treatment (or other management) within 62 days of being referred with a high suspicion of cancer	50%	50%	71.4%	75%	85%	✗	3
Increased Immunisation Eight-month-olds fully immunised	85.3%	88.4%	80.9%	89.3%	95%	✗	3
Better Help for Smokers to Quit Hospitalised smokers receiving help and advice to quit ¹	97.8%	91.1%	96.4%	93.9%	95%	✗	4
Better Help for Smokers to Quit Smokers offered help to quit smoking by a primary care health care practitioner in the last 15 months	90.2%	84.5%	84.8%	81.7%	90%	✗	4
More Heart and Diabetes Checks Eligible enrolled adult population having had a CVD risk assessment in the last 5 years	91.1%	91%	90.8%	90.3%	90%	✓	5

¹Results may vary due to coding processes. Reflects result as at time of reporting to MoH.

Shorter Stays in Emergency Departments

Target: 95% of patients are to be admitted, discharged or transferred from an ED within 6 hours

Figure 1: Percentage of patients who were admitted, discharged or transferred from ED within six hours

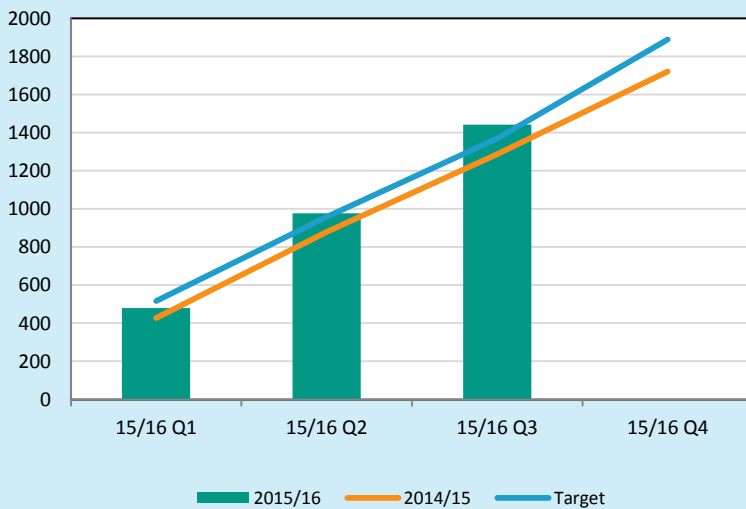


The West Coast continues to achieve the ED health target, with **99.2%** of patients admitted, discharged or transferred from ED within 6 hours during Quarter 3.

Improved Access to Elective Surgery

Target: 1,889 elective surgeries in 2015/16

Figure 2: Elective surgical discharges delivered by the West Coast DHB²



1,442 elective surgical cases were delivered to Coasters in the year to date March 2016, representing **105.2%** of our year-to-date target delivery.

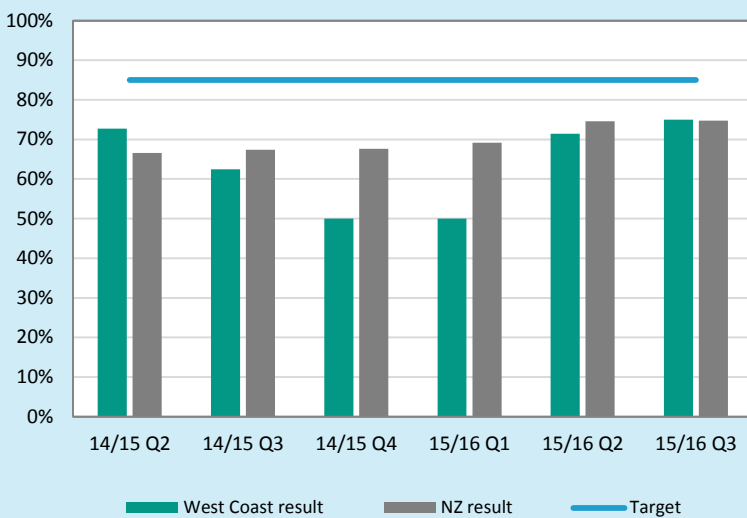
We are pleased to have met target and expect to meet our overall electives health target volumes by year-end.

² Excludes cardiology and dental procedures. Progress is graphed cumulatively.

Faster Cancer Treatment

Target: Patients receive their first cancer treatment (or other management) within 62 days of being referred with a high suspicion of cancer

Figure 3: Percentage of West Coasters with a high suspicion of cancer receiving their first treatment or other management within 62 days



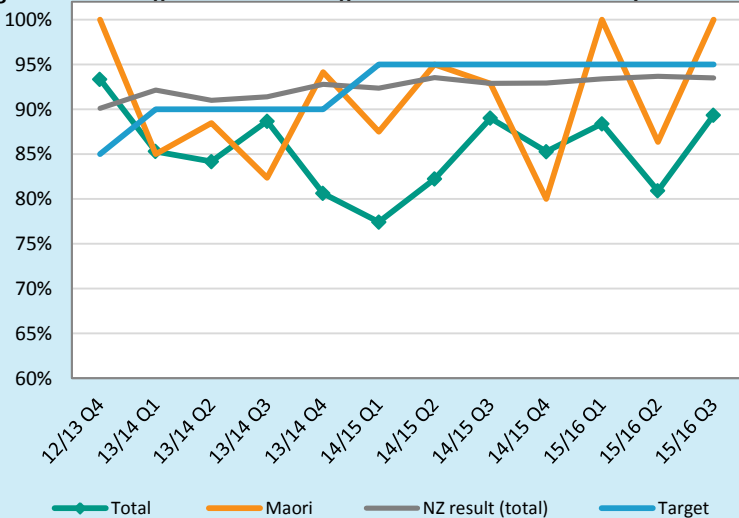
Performance against the health target has increased this quarter with **75%** of patients receiving their first cancer treatment (or other management) within 62 days of being referred with a high suspicion of cancer. Small numbers are a challenge with this result reflecting just three out of twelve patients noncompliant. All were complex patients, exceeding the timeframe in part due clinical considerations and comorbidities. Audits into patient pathways have taken place.

West Coast continues to achieve against the former health target, shorter waits for cancer treatment, with 100% of patients ready for radiation or chemotherapy receiving treatment within four weeks.

Increased Immunisation

Target: 95% of eight-month-olds are fully immunised

Figure 4: Percentage of West Coast eight-month-olds who were fully immunised



Although we have not met target, just two children were missed this quarter. During Quarter 3, **89.3%** of all 8-month-olds were fully immunised. Strong results were achieved for Māori (100%) and New Zealand European (98%).

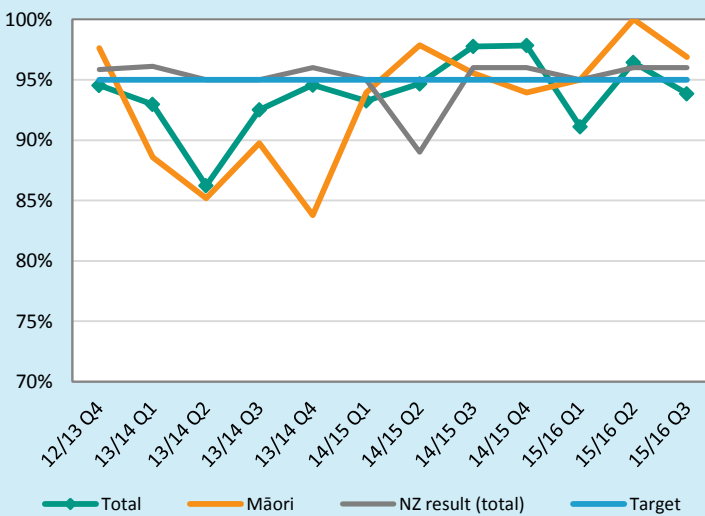
Opt-offs decreased 10% this quarter to 8%—which is reflected in our improved results, although continues to make meeting the target impossible.

Of the two children missed—one has since been vaccinated and the other is still overseas on holiday. This means **97%** of the eligible (consenting) population were immunised.

Better Help for Smokers to Quit: *Secondary*

Target: 95% of smokers attending secondary care receive advice to quit

Figure 5: Percentage of smokers in West Coast DHB hospitals who were offered advice and help to quit smoking



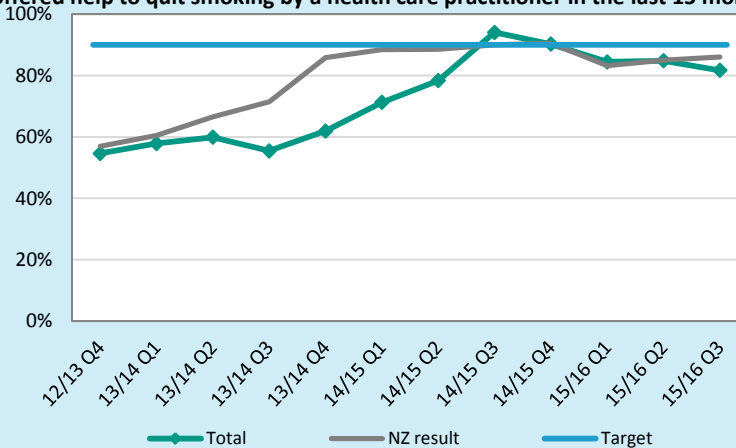
West Coast DHB staff provided **93.9%**³ of hospitalised smokers with smoking cessation advice and support—disappointingly missing target against the total population. The target was met for our Māori population.

Best practice initiatives continue, however the effects of small numbers remain challenging. The Smokefree Services Coordinator continues to investigate every missed smoker who discusses each case with both the Ward Champions and Clinical Nurse Managers of departments where misses occurred. Monthly reports show a positive result for January (95.5%) but poorer performance in February (93.7%) and March (92.2%).

Better Help for Smokers to Quit: *Primary*

Target: 90% of smokers in the community receive advice to quit

Figure 6: Percentage of PHO enrolled population who smoke that have been offered help to quit smoking by a health care practitioner in the last 15 months



West Coast health practitioners have reported giving **4,512** smokers cessation advice in the 15 months ending March 2016. This represents **81.7%** of smokers enrolled with the PHO, against our 90% target.

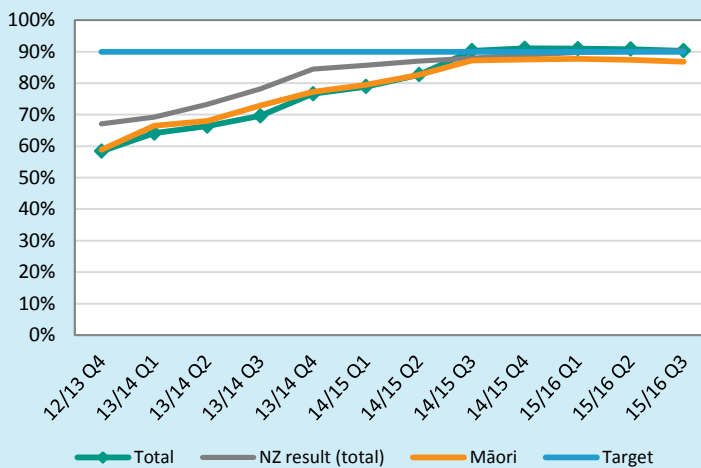
The DHB is disappointed to note a further drop in performance at PHO level. At practice level, three of eight are performing above target and one is within 5% of target. The remaining practices have plans in place to improve performance. All best practice initiatives continue.

³ Results may vary due to coding processes. Reflects result as at time of reporting to MoH.

More Heart & Diabetes Checks

Target: 90% of the eligible enrolled population have had a CVD risk assessment in the last five years

Figure 7: Percentage of the eligible enrolled West Coast population having had a CVD risk assessment in the last 5 years



West Coast general practices have maintained coverage this quarter, with **90.3%** of the eligible enrolled West Coast population having had a cardiovascular risk assessment (CVDRA) in the last 5 years. We are pleased to continue to meet target.

A range of approaches to increase performance continue, including identified CVDRA champions within general practices; nurse led CVDRA clinics in practices, evening clinics and protected appointment time allocations for checks. All three Poutini Waiora nurses collaborate with general practices and conduct checks at local events. Text2Remind and Patient Dashboard IT tools are available in all West Coast DHB MedTech Practices.