

National Health Targets Performance Summary

Quarter 4 2015/16 (April - June 2016)

Target Overview

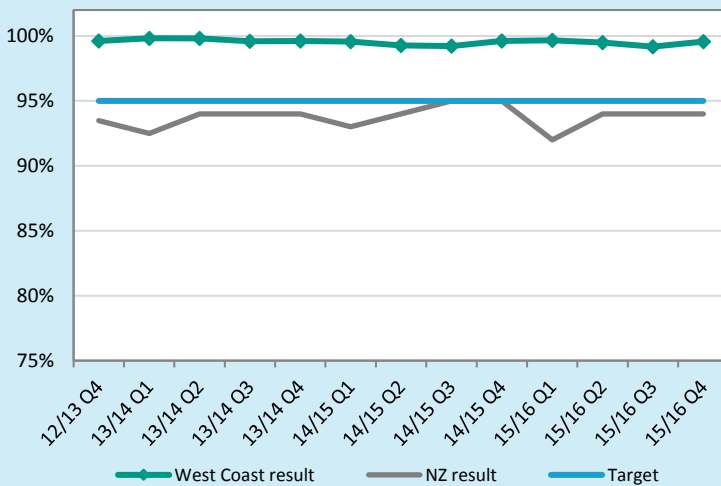
Target	Q1 15/16	Q2 15/16	Q3 15/16	Q4 15/16	Target	Status	Pg
Shorter Stays in ED Patients admitted, discharged or transferred from an ED within 6 hours	100%	100%	99%	100%	95%	✓	2
Improved Access to Elective Surgery West Coast's volume of elective surgery ¹	480	978	1,442	1,942	1,889	✓	2
Faster Cancer Treatment Patients receive their first cancer treatment (or other management) within 62 days of being referred with a high suspicion of cancer	50%	71%	75%	80%	85%	✗	3
Increased Immunisation Eight-month-olds fully immunised	88%	81%	89%	78%	95%	✗	3
Better Help for Smokers to Quit Hospitalised smokers receiving help and advice to quit ¹	91%	96%	94%	97%	95%	✓	4
Better Help for Smokers to Quit Smokers offered help to quit smoking by a primary care health care practitioner in the last 15 months	84%	85%	82%	79%	90%	✗	4
More Heart and Diabetes Checks Eligible enrolled adult population having had a CVD risk assessment in the last 5 years	91%	91%	90%	91%	90%	✓	5

¹Results may vary due to coding processes. Reflects result as at time of reporting to MoH.

Shorter Stays in Emergency Departments

Target: 95% of patients are to be admitted, discharged or transferred from an ED within 6 hours

Figure 1: Percentage of patients who were admitted, discharged or transferred from ED within six hours



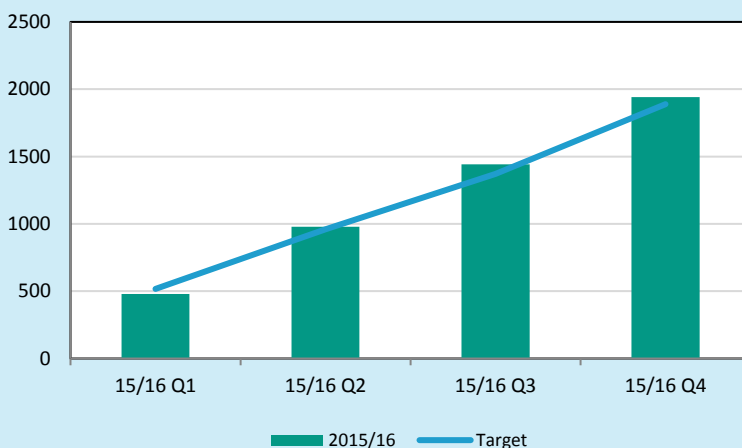
The West Coast continues to achieve the ED health target, with 99.6% (**100%**) of patients admitted, discharged or transferred from ED within 6 hours during quarter four.

The ED team continues to work closely with community organisations, our discharge planning group and acute admitting wards to ensure the smooth flow of patients. Frail elderly pathways are being established to better support this high-need group of patients.

Improved Access to Elective Surgery

Target: 1,889 elective surgeries in 2015/16

Figure 2: Elective surgical discharges delivered by the West Coast DHB ²



The DHB has exceeded the 2015/16 elective surgery target with **1,942** elective surgical discharges delivered **103%** of our national target.

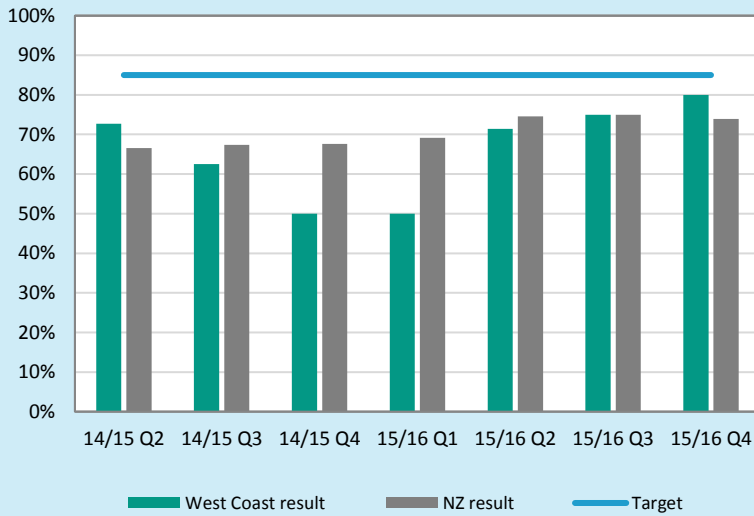
This meant 53 more people were able to benefit from surgery than expected.

² Excludes cardiology and dental procedures. Progress is graphed cumulatively.

Faster Cancer Treatment

Target: Patients receive their first cancer treatment (or other management) within 62 days of being referred with a high suspicion of cancer

Figure 3: Percentage of West Coasters with a high suspicion of cancer receiving their first treatment or other management within 62 days



Performance against the health target has increased this quarter with **80%** of patients receiving their first cancer treatment (or other management) within 62 days of being referred with a high suspicion of cancer.

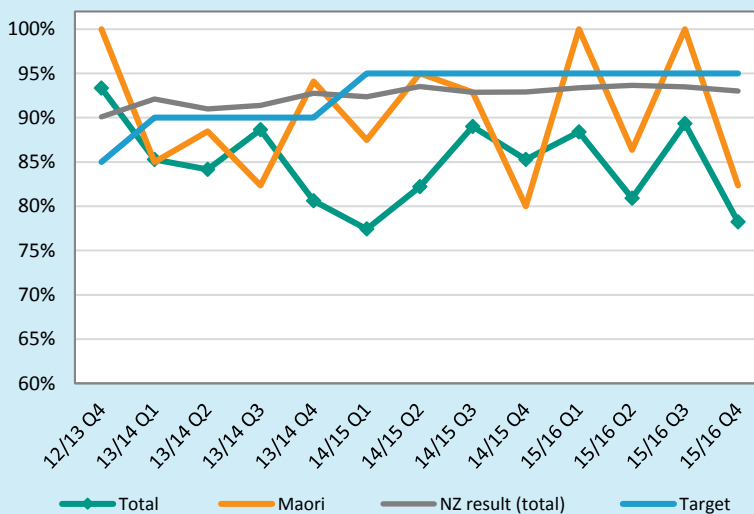
Small numbers are a challenge with this result reflecting just two out of ten patients were non-compliant. Audits into patient pathways have taken place with no capacity issues identified.

West Coast continues to achieve against the former health target, shorter waits for cancer treatment, with 100% of patients ready for radiation or chemotherapy receiving treatment within four weeks.

Increased Immunisation

Target: 95% of eight-month-olds are fully immunised

Figure 4: Percentage of West Coast eight-month-olds who were fully immunised



During quarter four, **78%** of all eight-month-olds were fully immunised. Strong results were achieved for Pacific (100%), Asian (100%) and New Zealand European (96%).

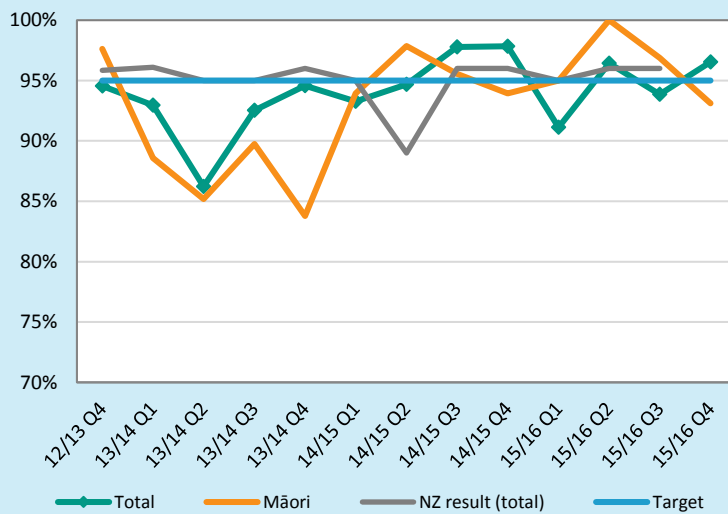
Opt-offs and declines increased this quarter to 21.7% and continue to make meeting the target impossible.

100% of the eligible (consenting) population were immunised.

Better Help for Smokers to Quit: *Secondary*

Target: 95% of smokers attending secondary care receive advice to quit

Figure 5: Percentage of smokers in West Coast DHB hospitals who were offered advice and help to quit smoking



West Coast DHB staff provided **97%** of all hospitalised smokers with smoking cessation advice and support – achieving the target this quarter. The target was almost met for our Māori population – 93% - with just two patients being missed.

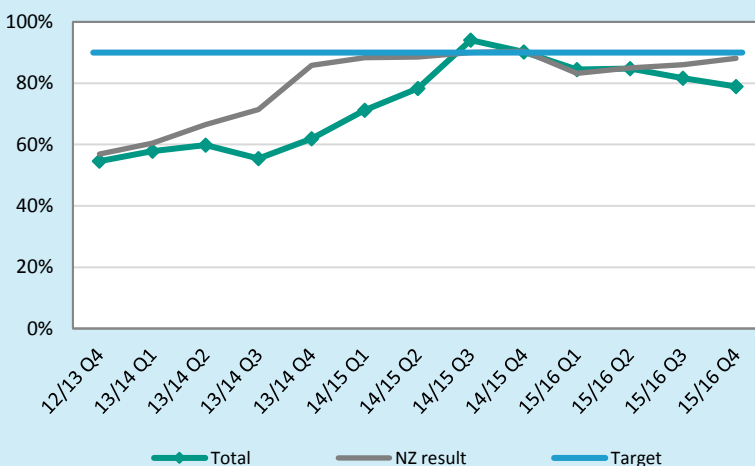
The effects of small numbers remain challenging but best practice initiatives continue.

The Smokefree Services Coordinator continues to investigate every missed smoker and discusses each case with both the Ward Champions and Clinical Nurse Managers.

Better Help for Smokers to Quit: *Primary*

Target: 90% of smokers in the community receive advice to quit

Figure 6: Percentage of PHO enrolled population who smoke that have been offered help to quit smoking by a health care practitioner in the last 15 months



West Coast health practitioners have reported giving **4,364** smokers cessation advice in the 15 months ending June 2016. This represents **79%** of smokers against our 90% target.

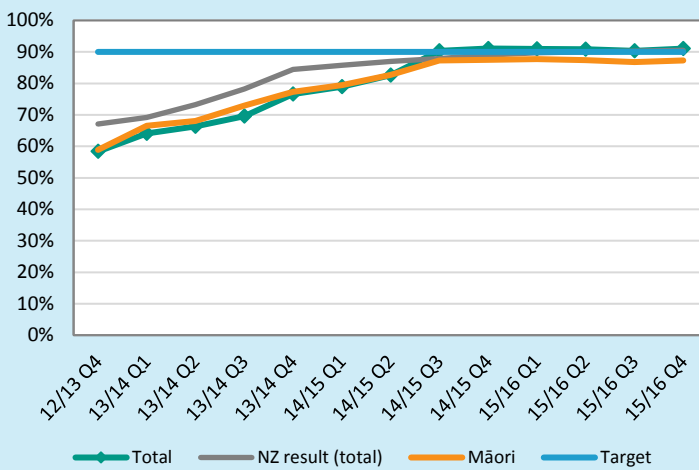
The DHB is disappointed not to have improved performance against this target.

Three of our eight practices are performing above target. The remaining practices have individual action plans in place to close the gap. Best practice initiatives continue to be supported including dashboards, education, and clinical leadership.

More Heart & Diabetes Checks

Target: 90% of the eligible enrolled population have had a CVD risk assessment in the last five years

Figure 7: Percentage of the eligible enrolled West Coast population having had a CVD risk assessment in the last 5 years



West Coast general practices have maintained coverage this quarter, with **91%** of the eligible enrolled West Coast population having had a cardiovascular risk assessment (CVDRA) in the last 5 years.

We are pleased to continue to meet target.

A range of approaches to increase performance continue, including identified CVD champions within general practices; nurse led CVD Risk Assessment clinics in practices, evening clinics and protected appointment time allocations for checks.

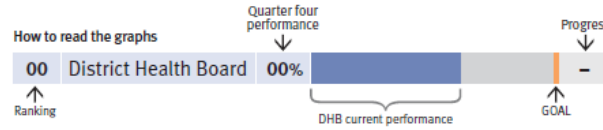
All three Poutini Waiora nurses collaborate with general practices and conduct checks at local events. Text2Remind and Patient Dashboard IT tools are available in all West Coast DHB MedTech Practices.

National Health Targets Performance Table - Quarter 4 2015/16 (April - June 2016)



My District Health Board

2015/16 QUARTER FOUR (APRIL-JUNE 2016) RESULTS



West Coast District Health Board
Te Pouri Hauora a Rohe o Tai Poutini



Shorter stays in Emergency Departments

The target is 95 percent of patients will be admitted, discharged, or transferred from an Emergency Department (ED) within six hours. The target is a measure of the efficiency of flow of acute (urgent) patients through public hospitals, and home again.

	Quarter four performance (%)	Change from previous quarter
1 West Coast	100	—
2 Nelson Marlborough	96	—
3 South Canterbury	96	▲
4 Tairāwhiti	96	—
5 Counties Manukau	96	—
6 Wairarapa	96	▲
7 Auckland	95	—
8 Waitemata	95	▼
9 Canterbury	95	—
10 Taranaki	95	—
11 Hutt Valley	94	▲
12 Bay of Plenty	94	—
13 MidCentral	94	—
14 Southern	93	▼
15 Northland	93	▲
16 Hawke's Bay	93	▼
17 Whanganui	92	▼
18 Waikato	91	—
19 Capital & Coast	90	▼
20 Lakes	89	—
All DHBs	94	—

95%



Improved access to elective surgery

The target is an increase in the volume of elective surgery by an average of 4000 discharges per year. DHBs planned to deliver 186,223 discharges for the year to date, and have delivered 14,100 more. The new revised target definition includes elective and arranged in-patient surgical discharges, regardless of whether they are discharged from a surgical or non-surgical specialty (excluding maternity).

	Quarter four performance (%)	Progress against plan (discharges)
1 Northland	122	▲
2 Waikato	119	▲
3 Tairāwhiti	116	▲
4 Taranaki	114	▲
5 Whanganui	113	▲
6 Bay of Plenty	110	▲
7 Counties Manukau	109	▲
8 Southern	107	▲
9 Waitemata	106	▲
10 MidCentral	105	▲
11 Hawke's Bay	105	▲
12 Nelson Marlborough	105	▲
13 Hutt Valley	105	▲
14 Capital & Coast	104	▲
15 Wairarapa	104	▲
16 West Coast	103	▲
17 Canterbury	103	▲
18 Lakes	102	▲
19 South Canterbury	101	▲
20 Auckland	101	▲
All DHBs	108	▲

100%




Faster cancer treatment

The target is 85 percent of patients receive their first cancer treatment (or other management) within 62 days of being referred with a high suspicion of cancer and a need to be seen within two weeks by July 2016, increasing to 90 percent by June 2017. Results cover those patients who received their first cancer treatment between 1 January 2016 and 30 June 2016.

	Quarter four performance (%)	Change from previous quarter
1 Whanganui	83	▲
2 Capital & Coast	83	—
3 West Coast	80	▲
4 Taranaki	77	▼
5 Southern	77	—
6 Auckland	77	▲
7 Nelson Marlborough	76	▼
8 Waitemata	75	▲
9 Counties Manukau	74	▲
10 Northland	73	▼
11 Bay of Plenty	73	▲
12 Hutt Valley	73	▼
13 Waikato	73	—
14 MidCentral	71	▼
15 Canterbury	70	—
16 Tairāwhiti	69	▼
17 Wairarapa	69	—
18 South Canterbury	66	▼
19 Hawke's Bay	63	—
20 Lakes	56	▲
All DHBs	74	▼

85%



Increased Immunisation

The national immunisation target is 95 percent of eight-month-olds have their primary course of immunisation at six weeks, three months and five months on time. This quarterly progress result includes children who turned eight-months between April and June 2016 and who were fully immunised at that stage.

	Quarter four performance (%)	Change from previous quarter
1 Canterbury	96	—
2 Wairarapa	96	▼
3 Hawke's Bay	95	—
4 Counties Manukau	95	—
5 MidCentral	95	—
6 Hutt Valley	95	—
7 Taranaki	94	—
8 Whanganui	94	▲
9 Auckland	94	—
10 Southern	94	—
11 Capital & Coast	93	—
12 South Canterbury	93	▲
13 Waitemata	92	—
14 Lakes	91	▼
15 Nelson Marlborough	91	—
16 Tairāwhiti	90	▼
17 Waikato	89	▼
18 Northland	89	▼
19 Bay of Plenty	87	▼
20 West Coast	78	▼
All DHBs	93	—

95%




Better help for smokers to quit

The target is 90 percent of PHO enrolled patients who smoke have been offered help to quit smoking by a health care practitioner in the last 15 months. From quarter one the hospital target is now only reported on the Ministry's website, along with the maternity target results. www.health.govt.nz/healthtargets

	Quarter four performance (%)	Change from previous quarter
1 Counties Manukau	92	▲
2 Tairāwhiti	92	—
3 Auckland	91	—
4 Waitemata	91	▲
5 Nelson Marlborough	90	▲
6 South Canterbury	89	▲
7 Lakes	89	▲
8 Waikato	89	—
9 Canterbury	88	—
10 Whanganui	88	▲
11 Southern	88	▼
12 Taranaki	87	▲
13 Northland	87	▼
14 Wairarapa	87	—
15 MidCentral	87	—
16 Bay of Plenty	84	—
17 Capital & Coast	83	—
18 Hutt Valley	81	—
19 Hawke's Bay	81	▲
20 West Coast	79	▼
All DHBs	88	—

90%



More heart and diabetes checks

This target is 90 percent of the eligible population will have had their cardiovascular risk assessed in the last five years.

This is the final quarter these results will be reported as a health target. From July 2016 results have been included as a DHB accountability measure.

	Quarter four performance (%)	Change from previous quarter
1 Auckland	92	—
2 Tairāwhiti	92	—
3 Counties Manukau	92	—
4 Taranaki	92	—
5 Waikato	92	—
6 Nelson Marlborough	91	—
7 Bay of Plenty	91	▲
8 Waitemata	91	—
9 Whanganui	91	—
10 Northland	91	—
11 West Coast	91	—
12 Wairarapa	91	—
13 South Canterbury	91	—
14 Capital & Coast	91	—
15 MidCentral	90	—
16 Lakes	89	▲
17 Southern	89	—
18 Hawke's Bay	88	▼
19 Hutt Valley	88	▼
20 Canterbury	87	—
All DHBs	91	—

90%

This information should be read in conjunction with the details on the website www.health.govt.nz/healthtargets

Health target results are sourced from individual DHB reports, national collections systems and information provided by primary care organisations.

New Zealand Government